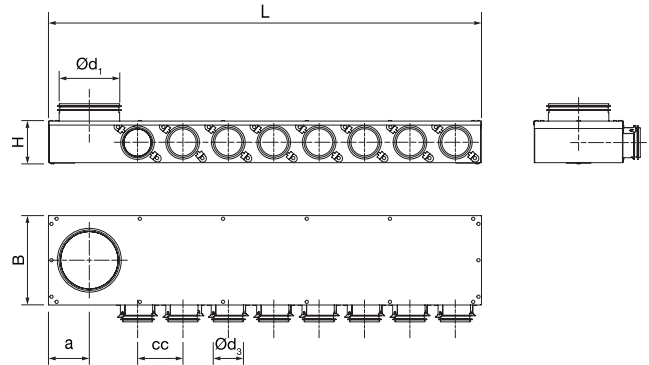


Manifold

MLU



Dimensions



Description

The manifold can be used for both supply and exhaust air. It is available in several types and dimensions.

The manifolds are designed for floor installation but can be used at other locations as well.

All types have couplings with Lindab safe sealings for connections of SR spiral-seamed ducts or semiflexible ducts LFPE. Boxes with Ø 76 couplings with Lindab safe sealings are intended for direct connection of the semiflexible duct LFPE. It is not intended for SR spiral-seamed duct.

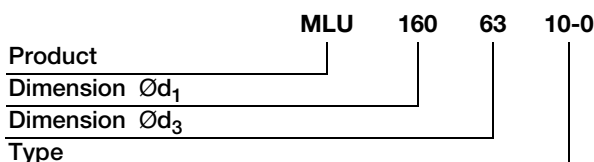
The Smart Lock function allows you to fasten LFPE effortlessly to the Safe couplings.

Two turnable anchor plates, placed on the bottom of the manifold, can be used for fixation.

Fulfils the requirements for air tightness class D.

Ød ₁ nom	Ød ₃ nom	Type	L mm	B mm	H mm	cc mm	a mm	m kg
125	63	6-0	702	183	88	93	84	2,50
125	63	8-0	885	183	88	93	84	3,20
125	63	10-0	1070	183	88	93	84	3,90
160	63	6-0	778	183	88	93	102	2,70
160	63	8-0	999	183	88	98	102	3,30
160	63	10-0	1170	183	88	98	102	3,85
160	63	12-0	1290	183	88	93	102	4,50
125	76	6-0	745	183	101	100	84	2,90
125	76	8-0	945	183	101	100	84	3,40
160	76	4-0	572	183	101	100	102	2,60
160	76	6-0	772	183	101	100	102	3,00
160	76	8-0	972	183	101	100	102	3,50
160	76	10-0	1172	183	101	100	102	3,90
200	76	12-0	1472	223	101	100	122	5,10

Ordering example

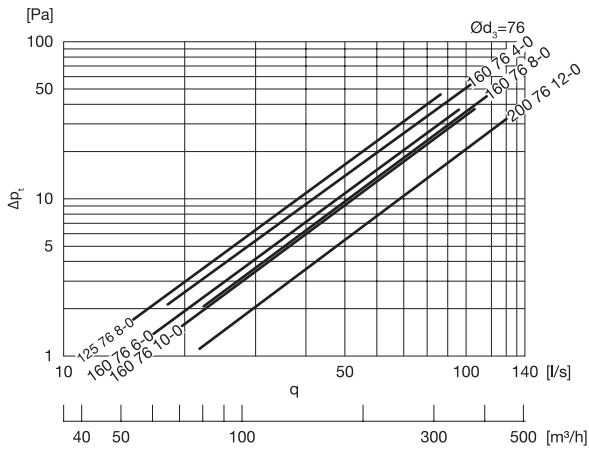
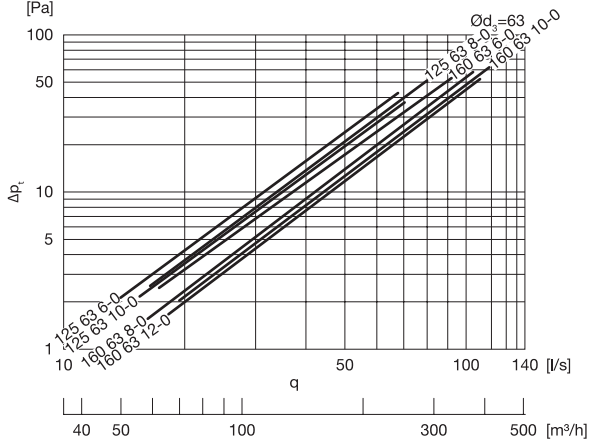


Manifold

MLU

Technical data

Supply



Extract

