



Lindab **Accessories**

Waterborne indoor climate solutions



Accessories



Product	Page
Regulation unit	3
Actuators	3
Regula Connect.....	3
Condensation Guard	4
Presence sensor.....	4
External temperature sensor	4
CO ₂ and Humidity Sensor	4
Push-on couplings / quick couplings.....	5
Aerator.....	5
Flexible hoses.....	5
Water valves	6
Mounting accessories	7
Transformer	7

Accessories

Please note that some of the accessories we present in this brochure are available as independent, separate accessory, in bigger packaging units but also integrated into a product e.g. as a plus feature an active chilled beam. Please check the individual product catalogue for more information, to safe installation time on site and ease up on-site installation and maintenance.

NB! The order codes in this document are for accessories only.

Regulation unit

Advanced regulation unit

With the Lindab Regula Duo/Combi regulation unit, all regulation can be handled in a single device.

Programmable terminals allows for thermal actuators, dampers, condensation guard, CO₂ sensor, presence sensor and all other devices giving or receiving a 24 V AC or 0-10 V DC signal.



Regula Duo

The Regula Duo is a standard room temperature controller for 24 V cooling and heating signal.

Regula Combi

The Regula Combi can be controlled and programmed locally in the display, or at a remote location by a EXOLINE or MODBUS communication system. Handles both 24 V and 0-10 V devices.



For further information, please see the Regula documentation.

Product code / Order code

[Regula Duo](#) / 686845

[Regula Combi](#) / 686715

Actuators

Water valve actuators

To provide optimal valve control, a Lindab actuator with non-halogen connection cable should be applied. Adapter rings ensures perfect fit for the most used brands on the market.



The actuators can be supplied as a 24V AC or 0-10V DC actuator, Normally Open (NO) or Normally Closed (NC), to fit the specific situation.



To fit to a Lindab [LinFlow-A](#) / [LinFlow-S](#) valve an adaptor ring "Adapter VA 64" is needed.

For further information, please see the [Actuators](#) and the [Adapters](#) documentations.

Product code / Order code

A 40405 24 V on/off NC - 1m non-halogen cable /684601
APR 40405 0-10 V mod. NC, 1m non-halogen cable /686404
Adapter VA 64 / 686565.

Alternative versions available on request.

For APR 40405 different cable types/length available on request.

Regula Connect

Easy interconnection

The fastest and easiest way of connecting multiple chilled beams to a regulation unit, like the Regula Combi, is by using a integrated (pre-installed) connecting card or chilled beam. Choosing a connection card saves time on mounting and commissioning, while ensuring the possibility for an easy reconfiguring of the regulation system to fit future needs.

Regula Connect Basic

The basic connection card allows for connection of 24 V or 0-10 V actuators and power supply between the Regula Combi unit and the chilled beams.


Wiring to the card with Weidmüller contact plugs.

Read more in the data sheet via link below.




Regula Connect Multi

An advanced connection card used in complex systems. The Regula Connect Multi features the same functions as Basic, but also damper control, presence and CO₂ sensors.



Regula Connect Pascal

For an optimal VAV-solution, the Lindab Pascal system is an obvious choice. Please see the Lindab Pascal documentation for further information.



For further information, please see the [Regula Connect](#) documentation.

Product code / Order code

Regula Connect Basic card / 682087

Regula Connect Multi card / 682089

Regula Connect_Pascal card / 649174

Accessories

Condensation Guard

Avoid moisture

To successfully avoid problems with condensation, the Regula Secura can be added to any waterborne product. The easiest is to choose an integrated (pre-installed) Regula Secura for the chilled beam.



By a condensation sensor attached to the chilled water pipe, moist is effectively detected before becoming a condensation issue.

Regula Secura should be used in any environment where the risk of condensation may arise, due to big temperature differences, high levels of moisture in the air or the need of low temperature cooling water.

For further information, please see the Regula documentation.

Product code / Order code

[Regula Secura](#) / 642578

Presence sensor

Application specific presence sensor

The Lindab IR24-P presence sensor is an infrared motion detector, used to activate the comfort system, or to put it on standby.



Being a highly flexible unit, the IR24-P presence sensor can be adjusted in a number of ways, both in terms of sensor area and in terms of operation delays and output signal.

For further information, please see the Presence sensors documentation.

Product code / Order code

[IR24-P](#) / 646842

[IR24-PC](#) / 648144

External temperature sensor

Optimal sensor location

When choosing the location for mounting the Regula Combi, the optimal location for accessing the regulation unit may not be the optimal location for temperature measuring.



By applying the external temperature sensor to the regulation system, a whole new level of flexibility is gained, regarding the flexibility of the system layout.

For further information, please see the Temperature sensors documentation below.

Product code / Order code

[TG-R5/PT1000](#) for Regula Combi (wall) / 647887

[TG-K3/PT1000](#) for Regula Combi (duct) / 646886

[TG-A1/PT1000](#) for Regula Combi (clamp on) / 682084

[TG-K330](#) for Regula Duo (duct) / 645967

[TG-A130](#) for Regula Duo (clamp on) / 642613

CO₂ and Humidity Sensor

Top-of-the-line CO₂ measuring

With the Lindab CO₂ sensor, CO₂ levels as well as temperature and relative humidity can be measured for further processing in the Regula Combi. Thereby ensuring the best demand based regulation.



As a unique feature, the Lindab CO₂ sensor has a built-in automatic calibration facility, ensuring a precise output for years to come.

For further information, please see the the individual products.

Product code / Order code

[CTRTA-LB](#) sensor (wall) / 686717

[CTRTA-D-LB](#) sensor (wall, display) / 686718

[CTDT2](#) sensor (duct) / 685272

[CO2RT-R-LB](#) sensor (wall) / 645965

[HTRT10A](#) humidity/temperature transmitter (wall)/686107

Accessories

Tectite fittings

All pipe connections done, in seconds.

Lindab can supply water pipe fittings, suitable for almost any way of connecting a chilled beam, radiant panel or facade unit to the main water circuit.



All our fittings are delivered complete with push-on fittings, ensuring an optimal result at a fraction of the time normally used to do the pipe connections.

Please contact Lindab for product details.

Product code / Order code

Tectite angle 10 mm / 682079
 Tectite angle 12 mm / 884014
 Tectite angle 15 mm / 642596
 Tectite angle 22 mm / 682080
 Tectite reduction straight 12 x 10 mm / 642598
 Tectite reduction straight 15 x 12 mm / 642599
 Tectite straight 10 mm / 682081
 Tectite straight 12 mm / 884050
 Tectite straight 12 mm x 1/2" outer thread / 682082
 Tectite straight 12 x 1/2" inner thread / 884095
 Tectite straight 15 mm / 642597
 Tectite straight 15 mm x 1/2" outer thread / 642608
 Tectite straight 22 mm / 642611
 Tectite T-pipe 22 x 15 x 22 / 642600
 Tectite T-pipe 28 x 15 x 28 / 642601
 Tectite demounting tool 10 mm / 642609
 Tectite demounting tool 10 mm small / 646880
 Tectite demounting tool 12 mm / 884087
 Tectite demounting tool 12 mm small / 646881
 Tectite demounting tool 15 mm small / 646882
 Tectite demounting tool 22 mm small / 646883
 Tectite demounting tool 28 mm small / 646884
 Other available upon request.

Aerator

Deaeration in the water circuit

If a waterborne unit is mounted in a location where issues with build up air may occur, applying an aerator is recommendable.



As our aerators come complete with push-on fittings, installation is done in mere seconds.

Product code / Order code

Aerator 12 mm / 647690
 Aerator 15 mm / 647691
 Aerator 22 mm / 682093

Please contact Lindab for product details.

Flexible hoses

A fast and easy way to connect the water circuit.

To ensure a simple commissioning of the water circuit, our flexible hoses can be used as means of connection.



As our flexible hoses are delivered with integrated push-on connections, a simple and fast workflow during commissioning is ensured.



Flexible hoses also contribute to cancelling out vibrations that may occur in a water pipe system.

The flexible hoses with integrated JG push-on couplings are 40 cm long, available in different widths (DN10 and DN13), combination of different connection sizes (DN10, DN12 and DN15) and have JG push, JG elbow push or straight (male) connections.

Our flexible hoses are oxygen impermeable acc. to DIN 4726 (Lindab recommends to never use a lower quality than that).

The JG push connections work fully tool-less for quick installation/de-installation.

Please contact Lindab for product details.


Product code / Order code

Flexible hose O₂-stopp-DN10 0,4 m:
 JG10 push - JG10 push / 176359
 JG10 push - straight end 12 mm / 176360
 JG10 push - JG15 push / 175805
 JG12 push - straight end 12 mm / 175984
 JG12 push - JG12 push / 686566
 JG12 push - JG12 elbow push / 686567
 JG12 push - JG15 push / 175806
 JG15 push - JG15 push / 686568

Flexible hose O₂-stopp-DN10 0.4 m:
 straight end 12 mm- straight end 12 mm / 176415
 straight end 15 mm- straight end 12 mm / 647481

Flexible hose O₂-stopp-DN13 0.4 m:

JG12 push - JG15 push / 175807
 JG15 push - JG15 push / 175808



Accessories

Water valves

LinFlow water control valves

The Lindab LinFlow 2-way valves should be used with all standard application chilled beams, radiant panels and facade units.

The LinFlow valves ensures easy and fast installation thanks to the simple yet effective push-on connections.

Valves are delivered with 12 or 15 mm connections, as a straight (LinFlow-S) or angled (LinFlow-A, DN 12 only) version.



For further information, please see the [LinFlow-A / LinFlow-S](#) water valves-documentation.

Product code / Order code

- LinFlow-S-12 control valve / 686552
- LinFlow-S-15 control valve / 686553
- LinFlow-A-12 control valve / 686554

Pressure Independent control valves (PICV's)

For highest precision in both room temperature regulation and hydronic balancing PICV's are available in different dimensions and for different water flow rates. They have inner threaded connections and should be controlled by an Actuator APR 40405 0-10 V fitted with an adapter VA 64.



Please contact Lindab for product details.

Product code / Order code

- Pressure Independent Control Valve
- 92VL-004 1/2" straight - inner thread / 686550
- Pressure Independent Control Valve
- 92L-004 1/2" straight - inner thread / 686551
- Pressure Independent Control Valve
- 91VL-004 1/2" straight - inner thread / 686542
- Pressure Independent Control Valve
- 91L-004 1/2" straight - inner thread / 686543
- Pressure Independent Control Valve
- 91H-004 1/2" straight - inner thread / 686544
- Pressure Independent Control Valve
- 91VL-006 3/4" straight - inner thread / 686545
- Pressure Independent Control Valve
- 91H-006 3/4" straight - inner thread / 686546
- Pressure Independent Control Valve
- 93L-008 1" straight - inner thread / 686547
- Pressure Independent Control Valve
- 93H-008 1" straight - inner thread / 686548
- Pressure Independent Control Valve
- 93H-010 1-1/4" straight - inner thread / 686549

Water valves

Six-Way Valve

The six-way valve maintaining a change-over system with a two-pipe chilled beam in combination with a four-pipe water system.

Four-pipe systems are increasingly more common and managing them automatically is technically and practically difficult.

The six-way ball valve 63/2S is available in one dimensions only and fit exactly to the need of our chilled beam and radiant panel application. It must be equipped with an electrical actuator M63 with proportional control mode (0-10V) or 2/3 points for six-way ballvalves (item 63/2S). It enables the automatic winter-summer change-over.

Please contact Lindab for product details.

Product code / Order code

- 6-way ball valve 63/2S / 686557
- Actuator M63-24V 0-10V for 6-way ball valves 63/2S / 686558
- Union piece 1007WFC 3/4" F sphero conical x 1/2" F for 6-way ball valves 63/2S / 686559
- Union piece 1007 3/4" F sphero conical x 1/2" M for 6-way ball valves 63/2S / 686560
- Union piece 1007MC 3/4" F sphero conical x 1/2" M flat seat for 6-way ball valves 63/2S / 686561
- Weld union 1007MS 3/4" F sphero conical x 15 mm for 6-way ball valves 63/2S / 686562
- Insulating Case 063GI for 6-way ball valves 63/2S / 686563
- Two-nole wrench for Kv discs management for 6-way ball valves 63/2S / 686564



Accessories

Mounting accessories

A solution to fit your building

Most of the Lindab chilled beams and radiant panels can be mounted either integrated into a false ceiling, freehanging or mounted directly onto the ceiling.

Pendulum hangers or threaded rods can be delivered together with the chilled beams or radiant panels upon request, to ensure an easy mounting.

Product code / Order code

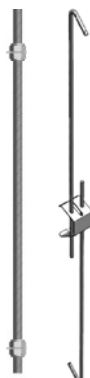
Pendulum 180 - 300 mm / 642480

Pendulum 540 - 1000 mm / 646742

Pendulum 1750 - 2000 mm / 653454

Threaded rod M6, M8 or M10 x 1000 mm on request.

Please contact Lindab for product details.



Transformer 24V AC - T-VA, F-VA

Transformer, 24V AC output

Single-phase short circuit proof safety isolating transformer designed and tested according to norm EN61558-2-6. Separate insulated windings moulded in self extinguishing Polyurethane.



For further information, please see the Transformer 24V AC documentation.

Product code / Order code

Transformer T 35 VA /642640

Transformer T 60 VA / 642641

Transformer T 75 VA / 686014

Transformer T 105 VA / 686015

Transformer T 150 VA /686016

Transformer F 35 VA / 642636

Transformer F 105 VA / 686025

Go to [transformers](#) documentation.



Most of us spend the majority of our time indoors. Indoor climate is crucial to how we feel, how productive we are and if we stay healthy.

We at Lindab have therefore made it our most important objective to contribute to an indoor climate that improves people's lives. We do this by developing energy-efficient ventilation solutions and durable building products. We also aim to contribute to a better climate for our planet by working in a way that is sustainable for both people and the environment.

[Lindab](#) | For a better climate